

Bioremediation in Shrimp Culture Systems

S.P. Antony and R. Philip editor dedy kurniawan

Abstract

Budidaya menghasilkan sejumlah besar limbah, terdiri dari metabolisme oleh-produk, makanan sisa, materi fekes dan residu dari masukan profilaksis dan terapeutik, mengarah pada penurunan kualitas air dan wabah penyakit. Bioremediasi, aplikasi mikroba / enzim untuk tambak, adalah metode yang sedang digunakan untuk meningkatkan kualitas air dan menjaga kesehatan dan stabilitas sistem akuakultur. Bioremediasi melibatkan mineralisasi bahan organik menjadi karbon dioksida, memaksimalkan produktivitas primer yang merangsang produksi udang, nitrifikasi dan denitrifikasi untuk (1) menghilangkan kelebihan nitrogen dari tambak dan (2) mempertahankan beragam dan stabil masyarakat kolam dimana patogen dikeluarkan dari sistem dan spesies diinginkan mendapatkan didirikan. Selain dari bahan organik merendahkan (detritivorous) bakteri heterotrofik, nitrifikasi, bakteri denitrifikasi dan fotosintesis umumnya digunakan dalam bioremediasi.

practice because of its traditional polyculture and integrated systems of farming based on optimum utilization of farm resources, including farm wastes. Increased production is being achieved by the expansion of land and water under culture and the use of more intensive and modern farming technologies that involve higher usage of inputs such as water, feeds, fertilizers and chemicals. As a result, aquaculture is now considered as a potential polluter of the aquatic environment and a cause of degradation of wetland areas (Pillay 1992).

Waste Production in Aquaculture

The physical, chemical and biological conditions of the culture environment have an influence on the health and productivity of shrimp. Exposure of shrimps to toxins like hydrogen sulphide, ammonia and carbon dioxide lead to stress and ultimately disease (Ravichandran and Jalaludin

The wastes in hatcheries or aquaculture farms can be categorized as: (1) residual food and faecal matter; (2) metabolic by-products; (3) residues of biocides and biostats; (4) fertilizer derived wastes; (5) wastes produced during moulting; and (6) collapsing algal blooms (Sharma and Scheeno 1999).

The current approach to improving water quality in aquaculture is the application of microbes/enzymes to the ponds, known as 'bioremediation'. When macro and micro organisms and/or their products are used as additives to improve water quality, they are referred to as bioremediators or bioremediating agents (Moriarty 1998). They result in a lower accumulation of slime or organic matter in the pond bottom, better penetration of oxygen into the sediment and a generally better environment for the farmed stock (Rao and Karunasagar 2000). The isolation and development of indigenous bacteria are required for

as nitrogen gas; maximising sulphide oxidation to reduce accumulation of hydrogen sulphide; maximising carbon mineralization to carbon dioxide to minimize sludge accumulation; maximising primary productivity that stimulates shrimp production and also secondary crops; and maintaining a diverse and stable pond community where undesirable species do not become dominant (Bratvold et al. 1997).

Bioremediators as Disease Controlling Agents

In recent years, there has been growing interest in biocontrol of microbial pathogens in aquaculture using antagonistic micro-organisms (Westerdahl et al. 1991; Maeda 1994). A study on the role of antagonistic bacteria, especially the co-existing bacteria, as biocontrol agents appears worthwhile in lieu of the negative impacts of antibiotics (Abraham et al. 2001). Most probiotics proposed

as biological control agents in aquaculture belong to the Lactic Acid Bacteria (*Lactobacillus*, *Carnobacterium* etc.), *Vibrio* (*Vibrio alginolyticus*), *Bacillus*, and *Pseudomonas* (Singh et al. 2001). Abraham et al. (2001) studied *in-vitro* antagonistic activity of penaeid shrimp larvae associated bacterium, *Alteromonas*, against several opportunistic crustacean pathogens and found that the *Alteromonas* species suppressed the activity of *Vibrio harveyi* and improved the survival of *Penaeus indicus* larvae *in-vivo*. Beneficial microbes, such as non-pathogenic isolates of *Vibrio alginolyticus*, can be inoculated into shrimp culture systems to suppress the pathogenic vibrios like *Vibrio harveyi*, *Vibrio parahaemolyticus* and *Vibrio splendens* and reduce the opportunistic invasion of these pathogens in shrimps (Jameson 2003).

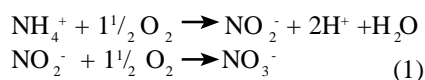
Bioremediation of Organic Detritus

The dissolved and suspended organic matter contains mainly carbon chains and is highly available to microbes and algae. A good bioremediator must contain microbes that are capable of effectively clearing carbonaceous wastes from water. Additionally, it helps if these microbes multiply rapidly and have good enzymatic capability. Members of the genus *Bacillus*, like *Bacillus subtilis*, *Bacillus licheniformis*, *Bacillus cereus*, *Bacillus coagulans*, and of the genus *Phenibacillus*, like *Phenibacillus polymyxa*, are good examples of bacteria suitable for bioremediation of organic detritus. However, these are not normally present in the required amounts in the water column, their natural habitat being the sediment. When certain *Bacillus* strains are added to the water in sufficient quantities, they can make an impact. They compete with the bacterial flora naturally present for the available organic matter, like leached or excess feed and shrimp

faeces (Sharma 1999). As a part of bio-augmentation, the *Bacillus* can be produced, mixed with sand or clay and broadcasted to be deposited in the pond bottom (Singhet al. 2001). *Lactobacillus* is also used along with *Bacillus* to break down the organic detritus. These bacteria produce a variety of enzymes that break down proteins and starch to small molecules, which are then taken up as energy sources by other organisms. The removal of large organic compounds reduces water turbidity (Haung 2003).

Bioremediation of Nitrogenous Compounds

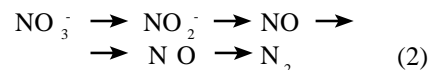
Nitrogen applications in excess of pond assimilatory capacity can lead to deterioration of water quality through the accumulation of nitrogenous compounds (e.g., ammonia and nitrite) with toxicity to fish and shrimp. The principal sources of ammonia are fish excretion and sediment flux derived from the mineralization of organic matter and molecular diffusion from reduced sediment, although cyanobacterial nitrogen fixation and atmospheric deposition are occasionally important (Ayyappanand Mishra 2003). Nitrification proceeds as follows:



Bacteriological nitrification is the most practical method for the removal of ammonia from closed aquaculture systems and it is commonly achieved by setting of sand and gravel bio-filter through which water is allowed to circulate. The ammonia oxidisers are placed under five genera, *Nitrosomonas*, *Nitrosovibrio*, *Nitrosococcus*, *Nitrolobus* and *Nitrospira*, and nitrite oxidisers under three genera, *Nitrobacter*, *Nitrococcus* and *Nitrospira*. There are also some heterotrophic nitrifiers that produce

only low levels of nitrite and nitrate and often use organic sources of nitrogen rather than ammonia or nitrite. Nitrifiers in contaminated cultures have been demonstrated to nitrify more efficiently. Nitrification not only produces nitrate but also alters the pH slightly towards the acidic range, facilitating the availability of soluble materials (Ayyappanand Mishra 2003).

The vast majority of aquaculture ponds accumulate nitrate, as they do not contain a denitrifying filter. Denitrifying filters help to convert nitrate to nitrogen. It creates an anaerobic region where anaerobic bacteria can grow and reduce nitrate to nitrogen gas (Rao 2002). Nitrate may follow several biochemical pathways following production by nitrification.

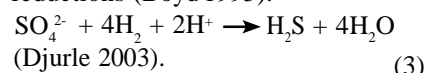


Unlike the limited species diversity of bacteria mediating nitrification, at least 14 genera of bacteria can reduce nitrate. Among these, *Pseudomonas*, *Bacillus* and *Alkaligenes* are the most prominent numerically (Focht and Verstraete 1977).

Bioremediation of Hydrogen Sulphide

Sulphur is of some interest in aquaculture because of its importance in anoxic sediments. In aerobic conditions, organic sulphur decomposes to sulphide, which in turn gets oxidised to sulphate. Sulphate is highly soluble in water and so gradually disperses from sediments. Sulphide oxidation is mediated by microorganisms in the sediment, though it can occur by purely chemical processes (Boyd 1995). Under anaerobic conditions, sulphate may be used in place of oxygen in microbial metabolism. This process leads to the production

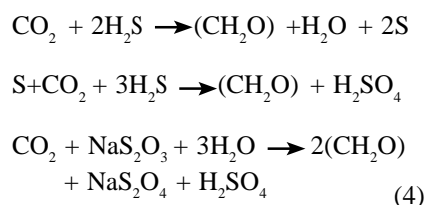
of hydrogen sulphide gas (Midlen et al. 1998). The H₂S is produced by a series of microbially mediated reductions (Boyd 1995).



Organic loading can stimulate H₂S production and reduction in the diversity of benthic fauna (Mattson and Linden 1983). H₂S is soluble in water and has been suggested as the cause of gill damage and other ailments in fish (Beveridge 1987). Unionised H₂S is extremely toxic to fish at concentrations that may occur in natural waters as well as in aquaculture farms (Bonn and Follis 1967). Bioassays of several species of fish suggest that any detectable concentration of H₂S should be considered detrimental to fish production (Boyd 1979).

The photosynthetic benthic bacteria that break H₂S at pond bottom have been widely used in aquaculture to maintain a favourable environment (Singhand Radhika 2001). These bacteria contain bacterio-chlorophyll that absorb light (blue to infrared spectrum, depending on type of bacterio-chlorophyll) and perform photosynthesis under anaerobic conditions (Haung 2003). They are purple and green sulphur bacteria that grow at the anaerobic portion

of the sediment-water interface. Photosynthetic purple non-sulphur bacteria can decompose organic matter, H₂S, NO₂ and harmful wastes of ponds. The green and purple sulphur bacteria split H₂S to utilize the wavelength of light not absorbed by the overlying phytoplankton. The purple and green sulphur bacteria obtain reducing electrons from H₂S at a lower energy cost than H₂O splitting photoautotrophs and thus require lower light intensities for carrying out photosynthesis. The general equation of this reaction is as follows:



Chromatiaceae and Chlorobiaceae are the two families of photosynthetic sulphur bacteria that favour anaerobic conditions for growth while utilizing solar energy and sulphide. Chromatiaceae contain sulphur particles in cells but Chlorobiaceae precipitate them out. The family Rhodospirillaceae is not of any use for H₂S removal as they mainly utilize organic material, such as lower fatty acid, as source of hydrogen. But they can be used as efficient

mineralizers at pond bottom as they grow in both aerobic and anaerobic conditions as heterotrophic bacteria even in the dark without utilizing solar energy (Singhand Radhika 2001). Photosynthetic bacteria of importance in aquaculture are the following (Haung 2003):

Rhodospirillaceae →
Rhodospirillum, *Rhodopseudomonas*,
Rhodomicrobium

Chromatiaceae →
Chromatium, *Thiocystis*, *Thiosarcina*,
Thiospirillum, *Thiocapsa*, *Lamprocystis*,
Thiodictyon, *Thiopedia*, *Amoebobacter*,
Ectothiorhodospira.

Chlorobiaceae →
Chlorobium, *Prosthecochloris*,
Chloropseudomonas, *Pelodictyon*,
Clathrochloris.

For bioremediation of H₂S toxicity, the bacterium that belongs to Chromatiaceae and Chlorobiaceae can be mass cultured and can be applied as pond probiotic. Being autotrophic and photosynthetic, mass culture is less expensive and the cultured organisms can be adsorbed on to the sand grains and applied so that they may reach the pond bottom to enrich the hypolimnion and ameliorate H₂S toxicity (Singhand Radhika 2001).

Table 1. Organisms used as bioremediators.

Identity of the bioremediator	Source	Used on	Method of application	References
GRAM-POSITIVE BACTERIA				
<i>Bacillus</i> sp. 48	Common snook	<i>Centropomus undecimalis</i>	Added to water; reduced salinity	Kennedy et al. 1998
<i>Bacillus</i> sp	Commercial product	Penaecids	Water	Moriarty 1998
<i>Bacillus</i> sp	Commercial product	Channel catfish	Spread in pond water	Queiroz and Boyd 1998
Mixed culture, mostly <i>Bacillus</i> sp.	Commercial product	<i>Brachionus plicatilis</i>	Mixed with water	Hirata et al. 1998
GRAM-NEGATIVE BACTERIA				
<i>Aeromonas media</i>	Unknown	<i>Crassostrea gigas</i>	Mixed with water	Gibson et al. 1998
<i>Aeromonas</i> CA2	Unknown	<i>Crassostrea gigas</i>	Mixed with water	Douillet and Langdon 1994
<i>Photorhodobacterium</i> sp.	Unknown	<i>Penaeus chinensis</i>	Mixed with water	Xu-per communication 1997
<i>Pseudomonas fluorescense</i>	<i>Onchorhynchus mykiss</i>	<i>Onchorhynchus mykiss</i>	Mixed with water to 10 ⁵ or 10 ⁶ cells ml ⁻¹	Gram et al. 2001
<i>Pseudomonas</i> sp.	<i>Onchorhynchus mykiss</i>	<i>Onchorhynchus mykiss</i>	Mixed in water	Spanggaard et al. 2001
<i>Roseobacter</i> sp. BS 107	Unknown	Scallop larvae	Mixed in water	Ruiz-Ponte et al. 1999

Screening of Microbes for Utilization as Bioremediators

Microorganisms both Gram positive and Gram negative have been tested for their efficacy as bioremediators in aquaculture by various workers (Table 1). *Bacillus* is the most commonly used organism followed by *Aeromonas* and *Pseudomonas*.

Commercial Products

Bioremediators commercially available in the market mainly include Nitrifiers, Sulphur bacteria, *Bacillus* sp. and *Pseudomonas* sp. (Table 2).

Conclusion

There are several commercial products marketed for use in aquaculture to clean up the pond bottom, maintain good water quality and improve shrimp health, particularly for intensive aquaculture. The role of beneficial bacteria to control pathogens will become particularly important in aquaculture, especially in the light of the increasing number of antibiotic resistant strains of bacteria, strict government regulation of environmental treatments, and cost-effectiveness. Management of pond microbial ecology is an area where applied research can lead to important findings for improving the productivity and environmental "friendliness" of the shrimp farming industry worldwide, particularly in view of recent negative environmental impacts of shrimp farms. It seems likely that the use of bioremediators will gradually increase and the success of aquaculture in future may be synonymous with the success of bioremediators that, if validated through rigorous scientific investigation and used wisely, may prove to be a boon for the aquaculture industry.

Table 2. List of commercially available bioremediators for aquaculture applications.

Product	Microbial content	Company / firm
ABIL nitrifying package	Nitrifiers	Tropical marine centre, London.
Alken clear-flo 1002	<i>Bacillus</i> sp.	Alken Murray Corp., New York.
Alken clear-flo 1100	Nitrifying bacteria	Alken Murray Corp., New York.
Alken clear-flo 1400	3 species of <i>Bacillus</i> + 2 species of Nitrifying bacteria	Alken Murray Corp., New York.
Ammonix	Nitrifying bacteria	Prowins Bio-Tech Pvt. Ltd., India.
Bactaclean	Nitrifiers	Enviro-Comp. Services, Inc., Dover, USA.
Biogreen	<i>Bacillus subtilis</i>	Activa Biogreen Inc., Wood Dale, USA.
Biostart	<i>Bacillus</i> sp.	Bio-CAT, Inc., Virginia, USA.
BRF-13A	Nitrobacter, Nitrosomonas	Enviro-reps., Ventura, CA, USA.
BRF-1A	Nitrifying bacteria	Enviro-reps. Ventura, CA, USA.
BRF-4	Nitrobacter, Nitrosomonas	Enviro-reps. Ventura, CA, USA.
BRF-4	Nitrifying bacteria	Enviro-reps. Ventura, CA, USA.
BZT @ Aquaculture	Nitrifiers	United-Tech, Inc., Indiana, USA.
Detrodigest	<i>Bacillus</i> sp.	NCAAH, CUSAT, India.
Eutroclear	Nitrifying bacteria	Bioremediate. Com, LLC, Atlanta.
Nitroclear	Nitrobacter, Nitrosomonas	Bioremediate. Com, LLC, Atlanta.
PBL - 44	Nitrifying bacteria/ <i>Bacillus</i> sp.	Enviro-reps. Ventura, CA, USA.
Probac BC	<i>Bacillus</i> sp.	Synergy Biotechnologies, India.
Pronto	<i>Bacillus</i> sp.	Hort-Max ltd., New Zealand.
Ps-1	<i>Pseudomonas</i> sp.	NCAAH, CUSAT, India.
Remus	Nitrifying bacteria	Avecom, Belgium.
Super PS	Sulphur bacteria	CPaquaculture Pvt.Ltd., India.

References

- Abraham, J.T., S.A. Shanmugham, A. Uma, R. Palaniappan, and K. Dhevaran. 2001. Biocontrol of shrimp bacterial pathogens using penaeid larvae associated bacterium, *Alteromonas* sp. J. Aquaculture in the Tropics. 16(1):11-22.
- Ayyappan, S., and S. Mishra. 2003. Bioamelioration in aquaculture with a special reference to nitrifying bacteria. p. 89-107. In: I.S.B. Singh, S.S. Pai, R. Philip and A. Mohandas (eds.) Aquaculture Medicine. CFDDM, CUSAT, India.
- Beveridge, M.C.M. 1987. Cage aquaculture. Farnham, Surrey, UK, Fishing News Books Ltd.
- Bonn, E.W., and B.J. Follis. 1967. Effects of hydrogen sulphide on channel catfish, *Ictalurus punctatus*. Trans. Amer. Fish. Soc. 96:31-36.
- Boyd, C.E. 1979. Water quality in warm water fish ponds. Agricultural experiment station, Auburn Univ. Alabama.
- Boyd, C.E. 1995. Bottom soil sediment and pond aquaculture. Chapman and Hall, New York.
- Bratvold, D., C.L. Browdy and J.S. Hopkins. 1997. Microbial ecology of shrimp ponds: toward zero discharge. World Aquaculture 1997.
- Douillet, P.A., and C.J. Langdon. 1994. Use of probiotics for the culture of the larvae of Pacific oyster (*Crassostrea gigas* Thunberg). Aquaculture 119:25-40.
- Djurle, C. 2003. Development of a model for simulation of biological sulphate reduction with hydrogen as energy source, modelling of bacterial competition using AQUASIM. <http://www.aquasim.eawag.ch/>

- Focht, D.D. and W.Verstraete. 1977. Biochemical ecology of nitrification and denitrification. *Adv. Microb. Ecol.* 1:135-211.
- Gibson, L.F., J. Woodworth and A. George. 1998. Probiotic activity of *Aeromonas media* on a Pacific Oyster *Crassostrea gigas*, when challenged with *Vibrio tubiashii*. *Aquaculture* 169:111-120.
- Gram, L., T. Lovold, J. Nielsen, J. Melchiorson and B. Spanggaard. 2001. In vitro antagonism of the probiont *Pseudomonas fluorescens* strain AH₂ against *Aeromonas salmonicida* does not confer protection of salmon against Furunculosis. *Aquaculture* 199:1-11.
- Huang, H.J. 2003. Important tools to the success of shrimp aquaculture-Aeration and the applications of tea seed cake and probiotics. *Aqua International* February 2003:13-16.
- Hirata, H., O. Murata, S. Yamada, H. Ishitani and M. Wachi. 1998. Probiotic culture of the rotifer *Brachionus plicatilis*. *Hydrobiologia* 387/388: 495-498.
- Irianto, A., and B. Austin. 2002. Use of probiotics to control furunculosis in rainbow trout, *Oncorhynchus mykiss* (Walbaum). *Journal of Fish Disease* 25:1-10.
- Jameson, J.D. 2003. Role of probiotics in aquaculture practices. *Fishing Chimes* 23/9.
- Kennedy, S.B., J.W. Tucker, C.I. Neida, G.K. Vermeer, V.R. Cooper, J.L. Jarrell and D.G. Senet. 1998. Bacterial management strategies for stock enhancement of warm water marine fish: A case study with the common snook (*Centropomus indecimalis*). *Bulletin of Marine Science* 62:573-588.
- Maeda, M. 1994. Biocontrol of the larvae rearing biotope in aquaculture. *Bulletin of National Research Institute of Aquaculture Supplement* 1:71-74.
- Mattson, J., and O. Linden. 1983. Benthic microfauna succession under mussels, *Mytilus edulis*, cultured on hanging long lines. *Sarsia* 68:97-102.
- Midlen, A. and T. Redding. 1998. Environmental management for aquaculture. Chapman and Hall, London.
- Moriarty, D.J.W. 1998. Control of luminous *Vibrio* sp. in penaeid aquaculture ponds. *Aquaculture* 164:351-358.
- Moriarty, D.J.W. 1999. Disease control in shrimp aquaculture with probiotic bacteria. In: Bell, C.R.B., M. Brylinsk, and P. Johnson-Green (eds.) *Microbial bioassays: New frontiers*. Proceedings of the Eighth International Symposium on Microbial Ecology. Atlantic Canada Society for Microbial Ecology, Halifax, Canada.
- Pillay, T.V.R. 1992. *Aquaculture and the environment*. Fishing News Books, England.
- Queiroz, J.F. and C.E. Boyd. 1998. Effects of bacterial inoculums in channel catfish ponds. *J. of the World Aquaculture Society* 29:67-73.
- Rao, S.P.S., and I. Karunasagar. 2000. Incidence of bacteria involved in nitrogen and sulphur cycles in tropical shrimp culture ponds. *Aqua International* 8:463-472.
- Rao, V.A. 2002. Bioremediation technology to maintain healthy ecology in aquaculture ponds. *Fishing Chimes*. September 2002 22/6:39-42.
- Ravichandran, R., J.R. Shaick, and R. Jalaluddin. 2001. Stress management strategy with probiotics for preventing shrimp diseases. *Appl. Fisheries and Aquaculture* 2001 1:73-74.
- Ruiz-Ponte, C., J.F. Samain, J.L. Sanchez and J.L. Nicholas. 1999. The benefit of a Roseobacter species on the survival of scallops. *Marine Biotechnology* 1:52-59.
- Sharma, R. 1999. Probiotics: A new horizon in aquaculture. *Fisheries World*. February 1999:8-1.
- Sharma, R., and T.P. Scheeno. 1999. Aquaculture wastes and its management. *Fisheries World*. April 1999:22-24.
- Singh, I.S.B., A. Cini, V.J. Rejish, N.J. Manju and R. Philip. 2003. Bioreactor technology for rapid removal of ammonia and nitrite from prawn larval rearing systems. p. 133-134. In: B. I.S.B. Singh, S.S. Pai, R. Philip and A. Mohandas (eds.) *Aquaculture Medicine*. CFDDM, CUSAT, India.
- Singh, I.S.B., and M.H. Radhika. 2001. Photosynthetic sulphur bacterium in the bioremediation of hydrogen sulphide toxicity in grow-out systems. IP 19. p. 47-49. National Workshop on Aquaculture Medicines, January 18-20, 2001. Abstracts, CFDDM, SES, CUSAT, India.
- Singh, I.S.B., N.S. Jayaprakash, P. Somnath. 2001. Antagonistic bacteria as gut probiotics. IP 24. p. 55-59. National Workshop on Aquaculture Medicine, January 18-20, 2001. Abstracts, CFDDM, SES, CUSAT, India.
- Spanggaard, B., I. Huber, J. Nielson, E.B. Sick, C.B. Phipper, T. Martinussen, W.J. Slierendrecht and L. Gram. 2001. The probiotic potential against *Vibriosis* of the indigenous microflora of rainbow trout. *Environmental Microbiology* 3:755-765.
- Westerdahl, A., C. Olsson, S. Kjellerberg and P. Conway. 1991. Isolation and characterization of turbot (*Scophthalmus maximus*) associated bacteria with inhibitory effects against *Vibrio anguillarum*. *Applied Environmental Microbiology* 57:2 223-2 228.

R. Philip is Senior Lecturer and **S.P. Antony** is Junior Research Fellow at the Department of Marine Biology, Microbiology and Biochemistry, Cochin University of Science and Technology, Kochi-682 016, India. Corresponding authors: R. Philip. Email: rose@cusat.ac.in